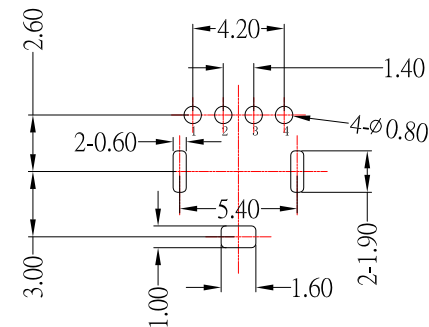
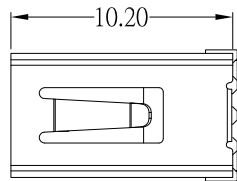




# SUA-110P13Bx-x-S236

|               |             |
|---------------|-------------|
| SHELL :       | 鍍層厚度 :      |
| Blank : BRASS | Blank : 1u" |
| I : SPCC      | 2 : 15u"    |
|               | 3 : 30u"    |



## PCB LAYOUT MOUNTING PATTERN

### SPECIFICATIONS

#### Electrical:

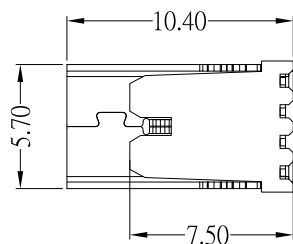
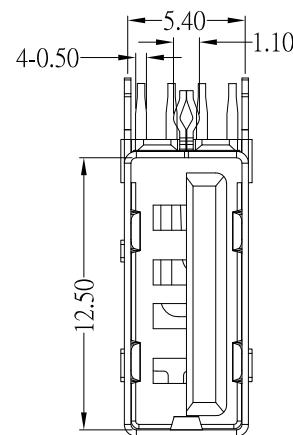
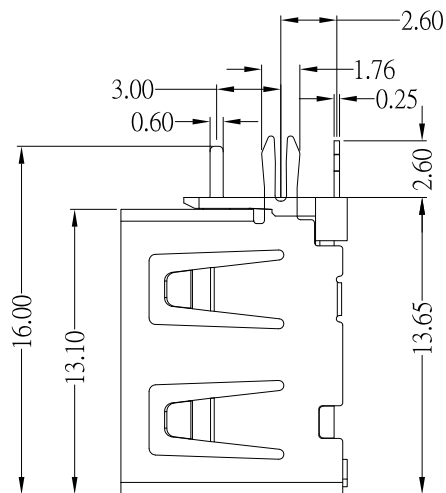
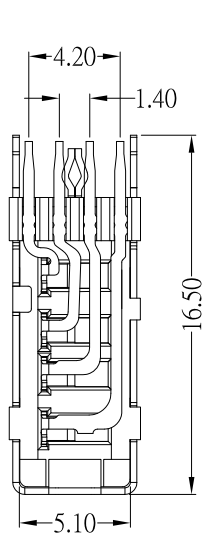
1. Rated Current: 2.0 A Max
2. Dielectric Withstanding Voltage: AC 500 V / 1MIN
3. Insulation Resistance: 1,000 MΩ Min
4. Contact Resistance: 30 mΩ Max

#### Material:

1. Housing: PBT
2. Contact: PhosphorBronze
3. Shell: Brass / Spcc

#### Finish:

1. Contact: Plated Gold in Mating Area ;  
Tin Plated on Solder Balls ;  
Nickel under plated overall
2. Shell: Nickel under Plated surface layer



TOLERANCE UNLESS OTHERWISE STATED :  
 Up to 5 ±0.2  
 Above 5 ~ 15 ±0.3  
 Above 15 ~ 30 ±0.4  
 Above 30 ~ 50 ±0.5  
 Angle ±0.3

3RD. ANGEL'S



UNITS MM

|              |          |           |          |                               |
|--------------|----------|-----------|----------|-------------------------------|
| DRAWN BY:    | DATE     | MAT'L     | TITLE    | CONNECTOR                     |
| Jack Lu      | 05/12/20 |           |          |                               |
| CHECKED BY:  | DATE     | FINISH    | MODLE    | USB AF 側插短體外殼魚叉腳無捲邊 L=10.40mm |
| Jacky Chen   | 05/12/20 |           |          |                               |
| APPROVED BY: | DATE     | SCALE     | DWG NO.  | SUA-110P13Bx-x-S236           |
| Tony Kao     | 05/12/20 | 1 : 1     | PART NO. | SUA-110P13Bx-x-S236           |
|              |          | SHEET NO. | 1 of 1   |                               |

|          |             |       |      |
|----------|-------------|-------|------|
| ITEM NO. | DESCRIPTION | DRAWN | DATE |
|          |             |       |      |